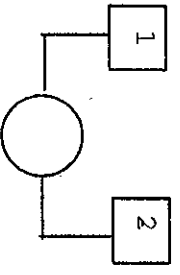


Edward J. Heck & Sons Omaha, Ne. 800-652-8873

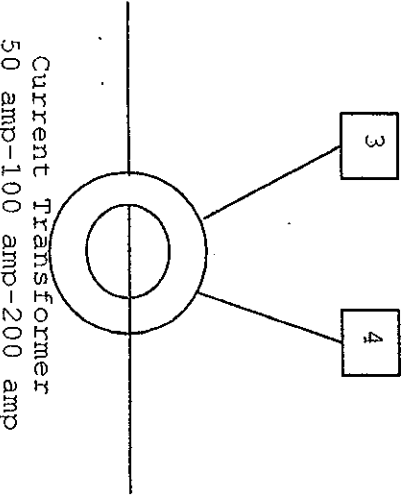
### Dustop PAXH000 digital ammeter setup

To set the PAX at the amp level to start the Dustop spray use the following procedure.

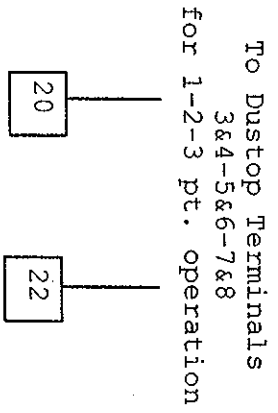
1. Read and follow all safety and set up procedures provided with the PAX unit.
2. When the unit is turned on and the display reads 0.00, press the PAR button once and a number will be displayed. This is the amp set point for starting the oil spray.
3. Press and hold the F1 button to increase the amp number or press the F2 button to decrease until you reach the desired set point.
4. Press the PAR Button once and the DSP button once when the required set point is reached.
5. The PAX system is now programmed for automatic operation.



AC Power



Current Transformer



To Dustop Terminals  
3&4-5&6-7&8  
for 1-2-3 pt. operation